







Bottle Research
FA-107-A



Bottle	Source <small>(Link to Bottle)</small>	Potter	Observations	Aspects I Like
 <p>Large Slab Bottle</p>	<p>Goldmark Art</p>	<p>Nic Collins</p>	<ul style="list-style-type: none"> - Flat on two sides (only one with color, texture, and glaze) - Oval/egg shape overall - Orangey color with blueish-white “bursts” of both texture and color - 2 handles - Plain unglazed back 	<p>I like the contrast in the shape - it is completely flat on two sides of bottle but the overall shape is an oval. I also like that it has 2 small handles to aid in picking up and pouring from the bottle. I also like the color and texture choices on the front but wish they were also carried through to the back. It might have been too hard or risky to fire it standing upright.</p>
 <p>Small Handled Bottle</p>	<p>Goldmark Art</p>	<p>Phil Rogers</p>	<ul style="list-style-type: none"> - Simplistic design - Small handle that flows from rim back into bottle - Coarse uniform texture on bottle with smooth rim - Brownish red color with white specs 	<p>I like that the texture of the opening and top of the handle contrast the rest of the coarse texture on the bottle. The rim looks like it is melting into the rest of the bottle. I also find the color choices of the bottle interesting. The white dots stand out from the flowing brown/white gradients in the bottle.</p>
 <p>Footed Korean Type Bottle</p>	<p>Goldmark Art</p>	<p>Jim Malone</p>	<ul style="list-style-type: none"> - White slip brushstrokes - Horizontal texture that sweeps - Footed bottom, lip on rim of opening - Single branch of leaves and berries painted 	<p>I really like that the brush strokes are able to be seen and how they create a horizontal sweeping texture the whole way up the bottle. I also like the lip on the rim of the opening and the footed bottom as those features accentuate the curvature of the bottle from top to bottom.</p>

Bottle Research
FA-107-A

			over white background	
 <p>Silver Celadon Clouds</p>	Schaller Gallery	Nicholas Bernard	<ul style="list-style-type: none"> - Marble white with bright white wavy lines running diagonally and horizontally across the bottle - White stoneware/porcelain slip - Intentional surface cracks - Smooth texture - Narrow neck with wide base 	<p>I love the shape of this bottle most of all. It is very symmetrical and the narrow neck looks very cool with the wide body of the bottle in my opinion. It is also really interesting how the potter created the illusion of texture with the white lines and surface cracks beneath layers of glaze even though the bottle itself is smooth.</p>
 <p>Secret Garden Bottle</p>	Schaller Gallery	John Bedding	<ul style="list-style-type: none"> - Thin circular shape brown shape - Footed bottom to stand upright - Long narrow top - Intricate repetitive contrasting artwork in the center of the piece front and back 	<p>I like how the simplistic edges of the circular body of the bottle frame the intricate artwork the potter puts in the middle of the bottle. I also like the fact that he includes a foot and top to the bottle which works for both the form and function of the bottle.</p>

	<p>Schaller Gallery</p>	<p>Jason Hess</p>	<ul style="list-style-type: none"> - Bottle is divided horizontally many times - Bottom is simple, gets more intricate towards the top - Brown, copper in color - Has many different textures predominately created with lines and circles 	<p>I really like how in the bottom of the bottle the potter uses sets of vertical lines that meet to create a horizontal line thus calling attention to the form. I also find it interesting how the bottle looks like it is divided into many stacked separate pieces when in reality the only pieces are the bottle and a cap. I also really like that the potter created two small cups that have the same design elements.</p>
	<p>Goldmark Art</p>	<p>Phil Rogers</p>	<ul style="list-style-type: none"> - Rectangular shape - Circular neck with white lip - Four small subtle feet - Plain black color with gray backwards 7 hook drawing as seen in many Phil Roger bottles 	<p>I like the form of this bottle a lot. It is interesting to see a very angular bottle since I feel like most are circular or ovular. I also really like the very subtle, small feet at the base of the bottle. The contrast between the gray, black, and white as well as circular spout and rectangular base all add to the overall design.</p>
	<p>Goldmark Art</p>	<p>Mike Dodd</p>	<ul style="list-style-type: none"> - Shades of brown - Vertical lines in middle of bottle, smooth at top and bottom - Form is enhanced by the contrasting lines and textures - Lip on rim 	<p>I like the vertical lines in the middle of the pot and how they are used to divide the bottle into three sections, I also like how it is wider at the top than the bottom. It stretches out as it moves up from the bottom then quickly tapers back to a narrower opening</p>

Bottle Research
FA-107-A

	<p>Goldmark Art</p>	<p>Nic Collins</p>	<ul style="list-style-type: none"> - Half silvery, half gold - Thin handle that attaches seamlessly at the neck and into the shoulder of the bottle - Wavy line divides the two colors and textures 	<p>I really like how the different colors and textures contrast each other so nicely but also flow together with the wavy line that divides them. If it were a vertical line this affect would not have been achieved. I also really like the single thin handle that flows back into the bottle seamlessly.</p>
	<p>Goldmark Art</p>	<p>Mike Dodd</p>	<ul style="list-style-type: none"> - Has many different flat facets that make up the overall rounded shape - Overall color is very dark brown, dividing lines are light brown - Bottom is outlined from body of bottle with two horizontal rings around the bottle - Lip has many different rings on lips 	<p>I really love the many facets on this bottle and how there are clearly defined with the use of a much lighter color. It is very nice how the many flat sides come together to make the overall circular overall shape. I also love the rings that are found outlining the bottom, the end of the smooth section, as well as the middle of the rim at the top. The smooth sections above and below the faceted body help draw attention to the middle section which makes the bottle even more beautiful.</p>

Small Bellarmine Bottle

Bottle